

Disinfection and cleaning plan including skin protection plan for dental laboratories

In accordance with DGUV Regulation 1 (German Statutory Accident Insurance Association), DGUV Information 203-021, TRBA 250 and § 36 of the German Infectious Diseases Protection Act



What? The object that is to be maintained	How? Type of maintenance	With what? Work materials (e.g. disinfectants, VAH-listed), preparations, dosage ¹⁾ , reaction time ¹⁾	When? Timing, frequency, sequence of hygiene measures	Who? Name and signature of the person responsible																			
Instruments																							
<p>Instruments and aids for General, restorative or orthodontic measures, e.g. Impression trays, trays, cassettes, glasses</p> <p>Rotating or oscillating instruments for General, restorative or orthodontic measures, e.g. polisher, drill, milling cutter, grinder, finisher</p>	<p>Instrument reprocessing:</p> <ol style="list-style-type: none"> Correct preparation for reprocessing and transport to the reprocessing location without risk of contamination Removal of coarse organic soiling with cellulose Cleaning and disinfection Wet-chemical: <ul style="list-style-type: none"> Immersion of the instruments (disassembled or with joints opened), bubble-free, covered inside and out, in a disinfecting and cleaning solution, mechanical cleaning (ultrasonic bath if needed) intermediate rinsing with water Chemical disinfection, rinsing after the end of the reaction time with suitable water, drying Mechanical: <ul style="list-style-type: none"> In a washer-disinfector: disinfect, clean and dry in accordance with the manufacturer information Check for cleanliness and integrity; repeat step 3 if necessary Identification Care and maintenance Functional test Labelling (as required) Steam sterilisation with an effective and validated procedure: <ol style="list-style-type: none"> Non-critical instruments*: steam sterilisation not required Semi-critical instruments**: unpackaged on trays, sieve trays, stands, bowls, etc. or packed in sterile product packaging in accordance with EN 868 Critical instruments***: packaged in sterile product packaging in accordance with EN 868 Documented release of the medical devices for use Storage without risk of contamination, storage time in accordance with EN 868 	<table border="1"> <thead> <tr> <th></th> <th>acc. to VAH</th> <th>Incl. Tb</th> <th>In ultrasonic bath</th> <th>In ultrasonic bath incl. Tb</th> </tr> </thead> <tbody> <tr> <td>ID 212</td> <td rowspan="3">2 % / 5 min</td> <td rowspan="3">2% / 60 min</td> <td rowspan="3">2% / 2 min</td> <td>2% / 60 min</td> </tr> <tr> <td>ID 212 forte</td> <td>4% / 30 min</td> </tr> <tr> <td>ID 213</td> <td>2% / 30 min</td> </tr> <tr> <td>ID 220</td> <td>100% / 1 min</td> <td></td> <td>100% / 0,5 min</td> <td></td> </tr> </tbody> </table> <p>For general and surgical instruments: disinfection: ID 212, ID 212 forte, ID 213 Cleaning: ID 215²⁾, 2 % (20 ml/l water), 15 min</p> <p>For rotating instruments: Disinfection: ID 220, undiluted Cleaning: ID 215²⁾, 2 % (20 ml/l water), 15 min</p> <p>Washer-disinfector: Program: Temperature/hold time: Steam steriliser: small steam steriliser Program: Temperature/hold time:</p>		acc. to VAH	Incl. Tb	In ultrasonic bath	In ultrasonic bath incl. Tb	ID 212	2 % / 5 min	2% / 60 min	2% / 2 min	2% / 60 min	ID 212 forte	4% / 30 min	ID 213	2% / 30 min	ID 220	100% / 1 min		100% / 0,5 min		<p>After every use, after contamination, after processing dental workpieces that were not adequately disinfected</p> <p>In a washer-disinfector, dry storage prior to disinfection, no more than 6 h</p>	
	acc. to VAH	Incl. Tb	In ultrasonic bath	In ultrasonic bath incl. Tb																			
ID 212	2 % / 5 min	2% / 60 min	2% / 2 min	2% / 60 min																			
ID 212 forte				4% / 30 min																			
ID 213				2% / 30 min																			
ID 220	100% / 1 min		100% / 0,5 min																				
<p>Transmission instruments e.g. Handpieces or laboratory drives</p> <p>Auxiliary devices With/without emission of liquids and/or air and particles</p>	<p>Reprocessing is performed in the same way as for the instruments described above (steps 3 and 9 according to the manufacturer information)</p> <p>External: wipe disinfection and cleaning</p> <p>Interior: Cleaning Care (lubrication of interior parts)</p> <p>Automated reprocessing: Disinfection/cleaning e.g. in a washer-disinfector Internal cleaning and maintenance of internal parts</p>	<p>FD multi wipes, FD multi wipes compact single-use wipes: FD 322, undiluted, 1 min, acc. to VAH FD 333, undiluted, 1 min, acc. to VAH FD 333 forte, undiluted, 1 min, acc. to VAH FD 366 sensitive, undiluted, 1 min, acc. to VAH FD 333 top wipes, undiluted, 1 min, acc. to VAH FD 333 forte premium wipes, FD 333 forte wipes, undiluted, 1 min, acc. to VAH FD 350 disinfection wipes, undiluted, 15 s, acc. to VAH FD 366 sensitive wipes, FD 366 sensitive top wipes undiluted, 1 min, acc. to VAH Preparation, unit: Unit: Program: Temperature/hold time:</p>	<p>After contamination, after processing dental workpieces that were not adequately disinfected</p>	<p>All employees</p>																			
Surfaces																							
<p>Surfaces and floors In the laboratory area (e.g. work and storage surfaces, devices, shelves)</p>	<p>Disinfect and clean surfaces with a mopping and wiping disinfection (using an appropriate wet wiping method). No rinsing or wiping dry before the end of the reaction time. Re-use the surfaces when they are visibly dry.</p>	<p>FD 300, 1 % (10 ml/l water), 15 min, acc. to VAH FD 312, 1 % (10 ml/l water), 15 min, acc. to VAH FD 370 cleaner, 1 % (10 ml/l water) single-use wipes or hygienically prepared wipes, multiple-use wiping cloths FD 300 top wipes, undiluted, 2 min, acc. to VAH FD 312 wet wipes, undiluted, 15 min, acc. to VAH FD multi wipes, FD multi wipes compact, single-use wipes: FD 300, 2 % (20 ml/l water), 5 min, acc. to VAH FD 312, 2 % (20 ml/l water), 5 min, acc. to VAH</p>	<p>daily (e.g. at the end of the working day), more often if needed</p>	<p>All employees/cleaning personnel</p>																			
<p>Objects and small surfaces that have been contaminated and cannot be disinfected thermally or by immersion in solutions e.g. devices, work surfaces, transport containers, articulators, occludors, face-bows, etc.</p>	<p>Wiping with quick disinfectants Limit spray disinfection to areas that cannot be reached by wipe disinfection.</p> <p>Ensure complete wetting, comply with reaction time, allow to dry</p> <p>Cleaning and care (e.g. treatment unit)</p>	<p>FD multi wipes, FD multi wipes compact, single-use wipes: FD 322, undiluted, 1 min, acc. to VAH FD 333, undiluted, 1 min, acc. to VAH FD 333 forte, undiluted, 1 min, acc. to VAH FD 366 sensitive, undiluted, 1 min, acc. to VAH</p> <p>FD 300 top wipes, undiluted, 2 min, acc. to VAH FD 322 premium wipes, FD 322 top wipes, undiluted, 1 min, acc. to VAH FD 333 wipes, FD 333 top wipes, undiluted, 1 min, acc. to VAH FD 333 forte premium wipes, FD 333 forte wipes, undiluted, 1 min, acc. to VAH FD 350 disinfection wipes, undiluted, 15 s, acc. to VAH FD 366 sensitive wipes, FD 366 sensitive top wipes undiluted, 1 min, acc. to VAH</p>	<p>After every use, after contamination, as required</p>	<p>All employees</p>																			
Skin protection plan																							
<p>Requirements: an easily accessible hand-washing station with running water (hot and cold), direct dispensers with washing lotion that is gentle on the skin, hand disinfectant and appropriate skin care products as well as single-use towels. No jewellery, watches or rings may be worn on the hands or forearms.</p>																							
<p>Skin, when affected by</p> <ul style="list-style-type: none"> Water-soluble working materials, e.g. disinfectants, cleaning agents Non-water-soluble materials, e.g. organic solvents, petroleum ether Accumulation of moisture and softening of skin (maceration), e.g. when wearing gloves 	<p>Cleaning hands: Under running water with liquid soap that is gentle on the skin from a dispenser, dry with single-use towels</p> <p>Skin protection and care: Apply carefully between fingers, paying special attention to fingernail folds and the back of the hands</p>	<p>Skinkind liquid washing preparations: HD 425 or HD 435 from direct dispenser Single-use towel</p> <p>HD 440 or protection emulsion W/O</p>	<p>Before starting work, after finishing work, in case of visible soiling, before meals, following every visit to the toilet, after sneezing, blowing one's nose or coughing</p>	<p>All employees</p>																			
<p>Skin, in the event of non-physiological colonisation with e.g. bacteria, fungi, viruses</p>	<p>Hygienic hand disinfection: Hand disinfectant in accordance with the rub-in process CEN/EN 1500 to be rubbed in until dry. Hands must be air-dry before putting on the medical single-use gloves.</p>	<p>HD 410, min. 3 ml, 15 s. acc. to VAH</p>	<p>Before starting work, during breaks, after finishing work, before and after contact with patient impressions or dental workpieces</p>	<p>All employees</p>																			
Special areas																							
<p>Impressions e.g. Alginates, silicones, polyether rubber, hydrocolloids, polysulphides, etc. as well as</p> <p>workpieces and equipment e.g. over-dentures, bridges, etc., plaster moulds, bite registration and bite templates of wax, shellack or plastic and articulators, occludors, fixators, face bows, etc.</p>	<p>Disinfection and cleaning with</p> <p>Automated procedures: in accordance with the manufacturer's specifications</p> <p>Wet-chemical procedures: Disinfection and cleaning by soaking in solution, after the advised reaction time rinse under running water and air dry if necessary</p>	<p>Make of the device: Hygojet</p> <p>Preparation: MD 520, undiluted, 10 min, acc. to VAH MD 520, undiluted, 5 min, acc. to VAH</p>	<p>After removal from the patient's mouth After receipt from dental surgery Before transport to dental surgery</p>	<p>All employees</p>																			
<p>Objects with acid-soluble coatings e.g. cement, calculus, oxide film, flux residues</p>	<p>Cleaning (e.g. in an ultrasonic bath)</p>	<p>MD 530, undiluted</p>	<p>As required</p>	<p>All employees</p>																			
<p>Objects with coatings of plaster or alginate</p>	<p>Cleaning (e.g. in an ultrasonic bath)</p>	<p>MD 535, undiluted</p>	<p>As required</p>	<p>All employees</p>																			
Miscellaneous																							
<p>Oral antiseptics</p>	<p>Rinse the oral cavity or soak swabs with antiseptic to reduce germs in the oral cavity of the patient and to safeguard the surgery team against infection at the same time</p>	<p>Preparation, dosage: Lunas[®] Dental rinse, undiluted (20 ml), 1 min</p>	<p>For patients at increased risk of infection</p>	<p>Patient</p>																			
<p>Contaminated laundry Occupational and protective clothing etc.</p>	<p>To be collected in sturdy and impermeable containers or bags. Reprocessing by thermal or chemothermal procedure</p>	<p>Make of the device: Washing programme: Preparation, dosage:</p>	<p>After use After contamination</p>	<p>Operator</p>																			
<p>Waste Waste and refuse from laboratory and examination rooms</p>	<p>Pointed, sharp, fragile objects, body parts (e.g. teeth), waste contaminated with blood, secretions (e.g. saliva ejectors, dental rolls, swabs, etc.), and waste contaminated with pathogens of notifiable diseases must be collected immediately at their point of accumulation in non-penetrable, tear-resistant, moisture-proof and leak tight containers. The contents must not be transferred to other containers or sorted and must be disposed of by incineration in securely sealed containers. Used materials, discarded medicinal drugs, batteries must be properly disposed of by waste management companies. Household-like waste is collected in waste bags and sorted and disposed of in accordance with the local guidelines.</p>																						

* Non-critical medical devices: medical devices that merely come into contact with intact skin
 ** Semi-critical medical devices: medical devices that come into contact with mucosa or pathologically affected skin
 *** Critical medical devices: medical products that penetrate the skin or mucosa and come into contact with blood, internal tissue or organs (including wounds) and medical devices for the application of blood, blood products and other sterile drugs
 Patients suffering from or thought to suffer from a transmissible spongiform encephalopathy (CJK, vCJK etc.) are to be treated in institutions that are sufficiently equipped to prevent infection.
 The reprocessing of re-usable instruments and materials must only be performed in institutions with an externally certified quality management system in accordance with DIN EN ISO 13485/13488.















¹⁾ For further information, refer to the product information leaflets available on the Internet.
²⁾ Acc. to EN 13727, EN 13624, EN 14561, EN 14562

Laboratory seal/date/signature of the operator

Disinfection and cleaning plan including skin protection plan for dental laboratories

accordance with the German Employer's Liability Insurance Association for safety and health at work BGV A1, BGR 250/TRBA 250, BGI 775 and Section 36 Infectious Diseases Protection Act



What? The object that is to be maintained	How? Type of maintenance	With what? Work materials (e.g. disinfectants, VAH-listed), preparations, dosage, reaction time	When? Timing, frequency, sequence of hygiene measures	Who? Name and signature of the person responsible
Instruments				
 <p>Instruments and aids for General, restorative or orthodontic measures, e.g. Impression trays, trays, cassettes, glasses</p>  <p>Rotating or oscillating instruments for General, restorative or orthodontic measures, e.g. polisher, drill, milling cutter, grinder, finisher</p>	<p>Instrument reprocessing:</p> <ol style="list-style-type: none"> 1. Correct preparation for reprocessing and transport to the reprocessing location without risk of contamination 2. Removal of coarse organic soiling with cellulose 3. Cleaning and disinfection 3.1 Wet-chemical: <ul style="list-style-type: none"> ▪ Immersion of the instruments (disassembled or with joints opened), bubble-free, covered inside and out, in a disinfecting and cleaning solution, mechanical cleaning (ultrasonic bath if needed) intermediate rinsing with water ▪ Chemical disinfection, rinsing after the end of the reaction time with suitable water, drying 3.2 Mechanical: <ul style="list-style-type: none"> ▪ In a washer-disinfector: disinfect, clean and dry in accordance with the manufacturer information 4. Check for cleanliness and integrity; repeat step 3 if necessary 5. Identification 6. Care and maintenance 7. Functional test 8. Labelling (as required) 9. Steam sterilisation with an effective and validated procedure: <ol style="list-style-type: none"> 9.1 Non-critical instruments*: steam sterilisation not required 9.2 Semi-critical instruments***: unpackaged on trays, sieve trays, stands, bowls, etc. or packed in sterile product packaging in accordance with EN 868 9.3 Critical instruments***: packaged in sterile product packaging in accordance with EN 868 10. Documented release of the medical devices for use 11. Storage without risk of contamination, storage time in accordance with EN 868 	<p>For general and surgical instruments:</p> <p>For rotating instruments:</p> <p>Washer-disinfector:</p> <p>Program: Temperature/hold time:</p> <p>Steam steriliser: small steam steriliser</p> <p>Program: Temperature/hold time:</p>	<p>After every use, after contamination, after processing dental workpieces that were not adequately disinfected</p> <p>In a washer-disinfector, dry storage prior to disinfection, no more than 6 h</p>	
 <p>Transmission instruments e.g. Handpieces or laboratory drives</p>  <p>Auxiliary devices With/without emission of liquids and/or air and particles</p>	<p>Reprocessing is performed in the same way as for the instruments described above (steps 3 and 9 according to the manufacturer information)</p> <p>External: wipe disinfection and cleaning</p> <p>Interior: Cleaning Care (lubrication of interior parts)</p> <p>Automated reprocessing: Disinfection/cleaning e.g. in a washer-disinfector Internal cleaning and maintenance of internal parts</p>	<p>Preparation, unit: Unit: Program: Temperature/hold time:</p>	<p>After contamination, after processing dental workpieces that were not adequately disinfected</p>	<p>All employees</p>
Surfaces				
 <p>Surfaces and floors In the laboratory area (e.g. work and storage surfaces, devices, shelves)</p>	<p>Disinfect and clean surfaces with a mopping and wiping disinfection (using an appropriate wet wiping method). No rinsing or wiping dry before the end of the reaction time. Re-use the surfaces when they are visibly dry.</p>	<p>With single-use wipes or hygienically prepared wipes, multi-use wiping cloths</p>	<p>daily (e.g. at the end of the working day), more often if needed</p>	<p>All employees/cleaning personnel</p>
 <p>Objects and small surfaces that have been contaminated and cannot be disinfected thermally or by immersion in solutions e.g. devices, work surfaces, transport containers, articulators, occludors, face-bows, etc.</p>	<p>Wiping with quick disinfectants Limit spray disinfection to areas that cannot be reached by wipe disinfection.</p> <p>Ensure complete wetting, comply with reaction time, allow to dry</p> <p>Cleaning and care (e.g. treatment unit)</p>		<p>After every use, after contamination, as required</p>	<p>All employees</p>
Skin protection plan				
<p>Requirements: an easily accessible hand-washing station with running water (hot and cold), direct dispensers with washing lotion that is gentle on the skin, hand disinfectant and appropriate skin care products as well as single-use towels. No jewellery, watches or rings may be worn on the hands or forearms.</p>				
 <p>Skin, when affected by</p> <ul style="list-style-type: none"> ▪ Water-soluble working materials, e.g. disinfectants, cleaning agents ▪ Non-water-soluble materials, e.g. organic solvents, petroleum ether ▪ Accumulation of moisture and softening of skin (maceration), e.g. when wearing gloves 	<p>Cleaning hands: Under running water with liquid soap that is gentle on the skin from a dispenser, dry with single-use towels</p> <p>Skin protection and care: Apply carefully between fingers, paying special attention to fingernail folds and the back of the hands</p>	<p>Skin-kind liquid washing preparations: Single-use towel</p> <p>Protection emulsion W/O Preparation:</p>	<p>Before starting work, after finishing work, in case of visible soiling, before meals, following every visit to the toilet, after sneezing, blowing one's nose or coughing</p>	<p>All employees</p>
 <p>Skin, in the event of non-physiological colonisation with e.g. bacteria, fungi, viruses</p>	<p>Hygienic hand disinfection: Hand disinfectant in accordance with the rub-in process CEN/EN 1500 to be rubbed in until dry. Hands must be air-dry before putting on the medical single-use gloves.</p>		<p>Before starting work, during breaks, after finishing work, before and after contact with patient impressions or dental workpieces</p>	<p>All employees</p>
Special areas				
 <p>Impressions e.g. Alginates, silicones, polyether rubber, hydrocolloids, polysulphides, etc. as well as workpieces and equipment e.g. prostheses, bridges, etc., plaster models, bite registrations and bite plates made of wax, shellac or plastics, as well as articulators, occludors, fixators, face bows and more.</p>	<p>Disinfection and cleaning with Automated procedures: in accordance with the manufacturer's specifications</p> <p>Wet-chemical procedures: Disinfection and cleaning by soaking in solution, after the advised reaction time rinse under running water and air dry if necessary</p>		<p>After removal from the patient's mouth After receipt from dental surgery Before transport to dental surgery</p>	<p>All employees</p>
 <p>Objects with acid-soluble coatings e.g. cement, calculus, oxide film, flux residues</p>	<p>Cleaning (e.g. in an ultrasonic bath)</p>		<p>As required</p>	<p>All employees</p>
 <p>Objects with coatings of plaster or alginate</p>	<p>Cleaning (e.g. in an ultrasonic bath)</p>		<p>As required</p>	<p>All employees</p>
Miscellaneous				
 <p>Oral antiseptics</p>	<p>Rinse the oral cavity or soak swabs with antiseptic to reduce germs in the oral cavity of the patient and to safeguard the surgery team against infection at the same time</p>	<p>Preparation, dosage:</p>	<p>For patients at increased risk of infection</p>	<p>Patient</p>
 <p>Contaminated laundry Occupational and protective clothing etc.</p>	<p>To be collected in sturdy and impermeable containers or bags. Reprocessing by thermal or chemothermal procedure</p>	<p>Make of the device: Washing programme: Preparation, dosage:</p>	<p>After use After contamination</p>	<p>Operator</p>
 <p>Waste Waste and refuse from laboratory and examination rooms</p>	<p>Pointed, sharp, fragile objects, body parts (e.g. teeth), waste contaminated with blood, secretions (e.g. saliva ejectors, dental rolls, swabs, etc.), and waste contaminated with pathogens of notifiable diseases must be collected immediately at their point of accumulation in non-penetrable, tear-resistant, moisture-proof and leak tight containers. The contents must not be transferred to other containers or sorted and must be disposed of by incineration in securely sealed containers. Used materials, discarded medicinal drugs, batteries must be properly disposed of by waste management companies. Household-like waste is collected in waste bags and sorted and disposed of in accordance with the local guidelines.</p>			

* Non-critical medical devices: medical devices that merely come into contact with intact skin
 ** Semi-critical medical devices: medical devices that come into contact with mucosa or pathologically affected skin
 *** Critical medical devices: medical products that penetrate the skin or mucosa and come into contact with blood, internal tissue or organs (including wounds) and medical devices for the application of blood, blood products and other sterile drugs
 Patients suffering from or thought to suffer from a clinical condition of a transmissible spongiform encephalopathy (CJK, vCJK etc.) are to be treated in institutions that are sufficiently equipped to prevent infection.
 The reprocessing of re-usable instruments and materials must only be performed in institutions with an externally certified quality management system in accordance with DIN EN ISO 13485/13488.

Laboratory seal/date/signature of the operator